



# KENT STREET

## SENIOR HIGH SCHOOL

**An Independent Public School**

# **2017 ANNUAL REPORT**

### ***Our Mission***

Kent Street Senior High School aims to empower our students to achieve through innovative teaching and mutual respect.

### ***Our Values***

Respect for learning  
Resilience to achieve  
Responsibility to our school and community



**Year 7 & 8 students participated in our inaugural Colour Run,  
fund raising for the P&C**



Welcome to our 2017 Annual Report. I hope that you will enjoy reading this snapshot of our many achievements and key challenges faced last year. We pride ourselves on our data analysis at Kent Street and I acknowledge the persistent efforts of my teaching staff who interrogate student results throughout the year to determine what they can do as educators to help to make a real difference. I would also like to recognise my excellent support staff who are great advocates for our young people and do all that they can to give our students the courage to achieve to their full potential. Finally, I would like to take this opportunity to thank our parents and the wider community for their ongoing support. Kent Street boasts a dynamic School Board and an effective Parents and Citizens group. We are very fortunate to have parents as partners in their children's education and recognise the importance of all three parties—students, parents, school staff—being on the same page so that Kent Street students thrive.

## Year 12 results

Our Vocational Education and Training (VET) data was outstanding this year with many Certificate courses gaining 100% achievement. This certainly contributed to our Attainment Rate reaching 98% - higher than like schools and commensurate with all WA public schools. I extend particular congratulations to Bradley Hudson who was shortlisted for the VET Beazley Medal and received a VET Certificate of Excellence as well as Jasmine Drakeley, our VET Dux.

Our WACE Achievement Rate of 86.4% was lower than desired and largely a result of students not managing to demonstrate numeracy in the On-line Literacy & Numeracy Assessment (OLNA). Our Reading and Writing attainment rate sat at 97% respectively and Numeracy attainment was 82.4%. We have purchased OLNA WA—an on-line subscription to provide our students with more practice opportunities to support their growth in this identified area of concern and will monitor this closely in 2018.

Congratulations are extended to our ATAR Dux, Alexandria Armit, for her fine achievements. Alexandria was presented with a Certificate of Distinction by the School Curriculum and Standards Authority and joins our 95+ Club for her excellent ATAR. A further 12 students gained a Certificate of Merit. They are Harshini Raj, Harrison Elkins, Edward Fox, Brynn Jacoben, Ryan Keswick, Lee-An Lu, Danielle Miaris, Amy Partington, David Peacock, Patrick Slattery, Hayden Turton and Lachlan Wotherspoon.

Our median ATAR remains lower than desired. This is partly owing to our philosophy that students should be encouraged to aspire to university entrance. Additional support and close monitoring of achievement is being provided in 2018 to assist those who struggle to achieve their goals.

## Amazing opportunities

In 2016, the United Nations launched the Sustainable Development Goals as a framework to achieve worldwide sustainable development. Since October 2016, 26 Kent Street students ranging from Years 9-12 have participated in the Young Australians Plan for the Planet project. Superbly led by Jessica Bowman and Lee-An Lu, our students' work was selected to be presented to key Australian scientists and Federal Ministers in Canberra. Joined by Suzy Urbaniak who has overseen this initiative, the lead students attended the national launch of Future Earth as part of Nation Science Week. Our next goal is to grow the program in other schools across WA and the world. A team of lower school students shared the initiative with interested Science teachers in term four of 2017. It is exactly these type of experiences which provide hands on learning that sparks the passion of our young people.


I invite you to read on to discover many more excellent experiences achieved in 2017.

**Kath Ward**  
Principal



## Highlights from 2017

**Harmony Day** features as a very important event on our school calendar. With over 50 different nationalities at Kent Street, this day serves as an excellent opportunity to celebrate our diversity and recognise the cultural heritage of both our students and staff. Dancing, singing, parading in national dress and the sharing of cultural stories provides improved understanding of our differences whilst ensuring that we celebrate what we have in common too. Many thanks go to the organising committee and all who participated.



**Arts and Technologies Learning Areas** teamed up for the inaugural 'Design Expo' in 2017. Showcasing amazing creativity that span Visual Art, Music, Fashion, Digital and Design Technology, Hospitality and much more, our local community were able to see first hand the incredible opportunities offered to young people at Kent Street. Pictured above is some sneaker art and below are oil drums repurposed into impressive barbecues. We plan for this to become an annual event and look forward to showcasing the talent in 2018.



**Young Australians Plan for the Planet** student representatives Lee-An Lu and Jessica Bowman pictured with Ms Urbaniak and Dr John Hewson at the *It's Our Future Earth* conference in Canberra in August 2017. Ms Urbaniak and Jessica delivered inspiring speeches that encouraged the adoption of more hands-on, interdisciplinary, project-based programs like YAPP in our education system.



**2017 saw us enter the Pedal Prix** in Busselton for the first time. Having designed their own machine, students worked in teams to race the circuit and test the ergonomics of their design in a non-stop six hour street race. Two teams competed on behalf of Kent Street and gained top speeds in excess of 31 km/hr. The Year 12s powered their way into the top 10 in their division and finished 28th overall with the Year 9 team ending up just four places below the 12s.



**Cricketers toured Europe last year**, taking in Scotland, England, Wales, Holland and France. They played amazing cricket and experienced the culture and history of the countries they visited. Pictured to the right, the team visited Dunkirk, Ypres, Pozieres and Villers Bretonneux where they were able to show their respect to the thousands of troops who gave their lives during the World Wars.

**Japanese** is the Language Other Than English that we offer at Kent Street and the teaching team of Ruth Tateishi and Miwa Yamaguchi-Nissan ensure that the students grow their cultural knowledge alongside their language development. Pictured below, the students tried a range of traditional foods at the Jaws Restaurant. A Taiko drumming workshop was another highlight of the year where students learnt a variety of drumming techniques.



**A flight over Antarctica on Australia Day** was a just reward for our 2016 Prime Minister's Prize for Excellence in Science Teaching recipient, Suzy Urbaniak, who was invited to take a team of 18 students and several staff with her.

UWA PhD candidates conducted a series of experiments during the 12 hour flight. Students gained first hand insights to the strength and direction of the earth's magnetic field in this once in a lifetime opportunity. The air was crystal clear, showing icebergs floating in the deep blue ocean.

This was genuine #THEREALCLASSROOM in action.





**Alexandria Armit**  
ATAR Dux &  
SCSA Commendation



**Jasmine Drakeley**  
VET Dux



**Paul Solomon**  
Australian Defence  
Force Long Tan Award



**Khoi Hoang**  
Principal's Award  
& CEC Medal

## Student Academic Performance - Year 12

All students met two of the five requirements to achieve the Western Australian Certificate of Education (WACE). Meeting the Breadth and Depth requirement demands that students enrolled in ATAR courses complete all aspects of the course, including sitting the external WACE exam. One student failed to sit all of their examinations while another student did not complete all of the requirements of Endorsed Workplace Learning.

### WACE Achievement Standard

Breadth and depth	98%
C Grade Achievement Standard	95%
Four English units completed	100%
ATAR or Certificate	100%

### WACE Attainment Rate

The Attainment Rate is based on the percentage of eligible students who achieve either an ATAR of  $\geq 55$  and/or a Certificate II qualification or higher.

School	98%
Like Schools	96%
Public schools	98%

### ATAR- Participation - Results - Median (all students) - Median (by gender)

52% of eligible students undertook an ATAR pathway. This is 9% more than expected based on statistical predictions. If that 9% were removed from the data, the ATAR range would be reduced to  $45 \leq x < 99.9$  hence increasing the school's median ATAR. Of interest is the combination of courses students in the lowest ATAR range studied. They included courses where the effect of moderation saw the school marks impacted upon to a significant extent. These courses were: Economics, Politics & Law, Modern History and Physical Education Studies. Our school has a philosophy of encouraging students to challenge themselves.

Consequently, students who wished to study fewer than 4 ATAR courses were allowed to do so. This will be reviewed for two reasons. Firstly, the General courses are more challenging than

previous Stage 1 courses. Secondly, students are able to access studies at university through alternative pathways: portfolio entry, Uni Ready programs and/or Certificate IV qualifications.

### ATAR Performance

ATAR range	% students
99+	-
90-99.95	4%
80-89.95	23%
70-79.95	16%
55-69.95	29%
< 55	24%

### Median ATAR - by school - by gender

School (all students)	64.75
Like Schools	75.65
Public schools	78.45
School (TISC only)	71.15
School (female)	62.5
School (male)	71.92

## Vocational Pathway - Participation & Achievement

### School VET

	Full qual enrolment	Full qual achieved	% Complete
Business	20	15	75%
Conservation & Land Management	9	9	100%
Engineering Pathways	12	12	100%
Hospitality	13	12	92%
Information, Digital Media & Technology	27	25	93%
Music Industry	7	7	100%
Outdoor Recreation	18	18	100%
Sport & Rec (Cricket)	15	15	100%
Sport & Rec (General)	17	17	100%
Visual Arts	18	17	94%
Profile	8	8	100%
	167	156	96%

123 Year 12 students enrolled in at least one certificate. The success rate was exceptionally high with 156 completions from 167 total enrolments.

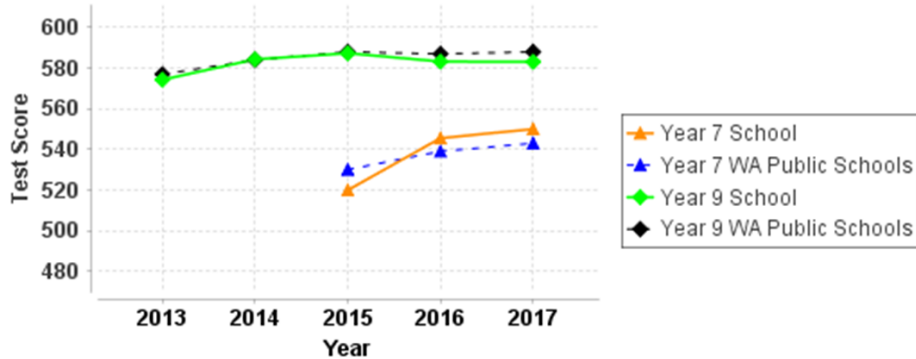
Qualification type	# attained (% of total enrolment)
Certificate IV	5 (3%)
Certificate III	3 (2%)
Certificate II	121 (72%)
Total number of students enrolled	162
Percentage achieved	93.6%



## Lower School Student Academic Performance

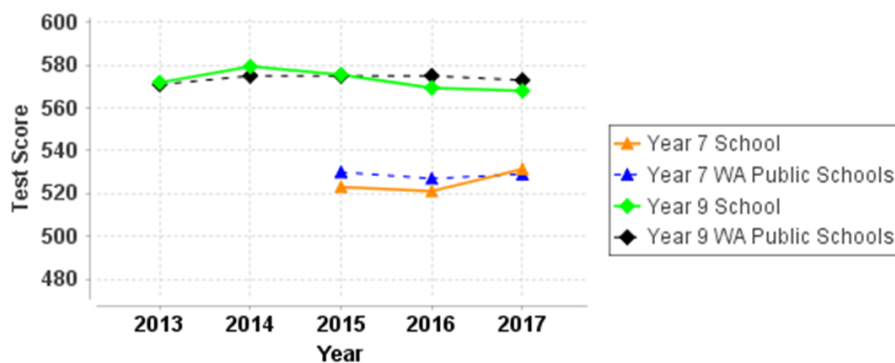
### NAPLAN—Aligning our priorities

Average Numeracy Score



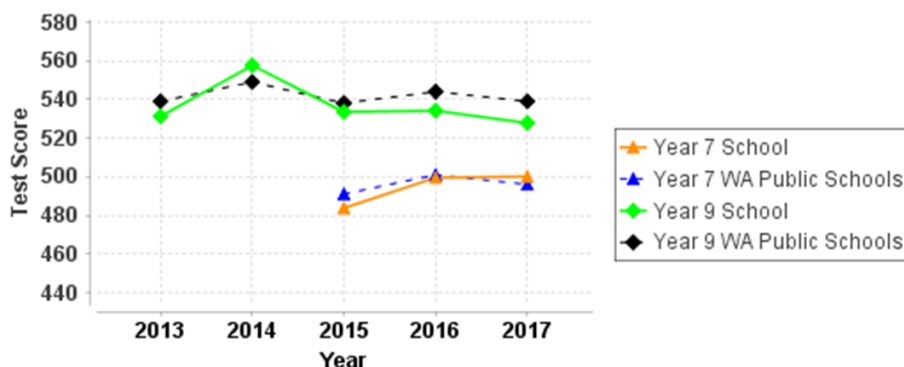
Kent Street has performed above the standard in Numeracy for WA Public Schools in Year 7 and slightly below in the Year 9 cohort. We will look to continue the significant improvement in the Year 7's so most of the students pre-qualify for OLNA in the Year 9 NAPLAN.

Average Reading Score



The Year 7 achievement was slightly above and the Year 9 cohort of 2017 were slightly below the WA Public School average. The literacy and numeracy working party will be embarking on a whole school approach aimed at addressing this identified concern.

Average Writing Score



The Year 7 cohort has performed to the standard in writing in comparison to all WA Public schools in 2017. The Year 9 cohort slightly improved on last year's result, but is still below the benchmark. Targeted whole school interventions determined by the literacy and numeracy working party aim to address this.

### Interpreting Graphs


Kent Street Year 7 students achieved at or above both like schools and WA Public Schools in all categories of NAPLAN.

Year 9 results were noticeably better than the previous year with clear evidence of sound progress being made in the areas of Numeracy, Reading and Writing in particular.

Our whole school Literacy and Numeracy Plan focusses on the explicit teaching of content specific terminology across all Learning Areas. Reading is another focus area with teachers providing a range of strategies so that students can actively engage with texts. The introduction of 'Do Now' activities at the start of every lesson as of 2018 will enable students to focus on mental mathematics and literacy.



**Brynn Jacobsen**  
Caltex Best Allrounder



**Hayden Turton**  
Ben Wyatt Prize  
for Citizenship



The 2017 Variety Show—As The Page Turns—boasted excellent performances well supported by our new technology with the lighting and sound boards proving an impressive sight to behold. The Variety Show marked its tenth anniversary of showcasing the diverse talents of our school community.



A WA first, Lachlan Mason won a gold medal in the Giant Slalom at Mt Buller then gained a silver medal in the Boarder Cross at the Victorian Snowboarding Championships. This qualified him to represent Kent Street at the National Championships. This is an excellent example of having the courage to achieve as Lachlan overcomes the obstacles caused by not living in a state known for its snow.

### Staff Qualifications

All teaching staff met the professional requirements to teach in Western Australian public schools, are registered with the Teacher Registration Board of WA and have Working with Children clearances.

Professional Growth remains a priority at Kent Street to ensure that staff have the capacity to embrace the WA curriculum, WACE and VET requirements.

## Our Operational Plan 2014-2017

Our success stories from the 2014-2017 plan include:

**Student Engagement**—Increased the overall attendance rate of non-aboriginal students to 90% - achieved! Reduced the percentage of students in the at risk category so that regular attenders equate to a minimum of 65% - achieved!

**Student Achievement**—Increased the percentage of students eligible for Certificate achievement who attain a full Certificate II or higher by the end of 2017—achieved! Improve the attainment rate to 90% by end of 2017.

**Professional Growth**—Our focus on classroom observation and feedback was complemented by the introduction of the Effective School Improvement—Classroom Climate Questionnaire (CCQ) where students have an opportunity to provide quality feedback to their teachers about their practice. We continue to celebrate the achievements of our staff via the School Board Rising Star Award—the recipient in 2017 was Ms Claire Heeney; and the Rotary Meritorious Service award—the recipient was Ms Karen Meloncelli.

### School Self-Assessment: Parent, Student and Teacher Satisfaction

The National School Opinion Survey that all schools conduct is a bi-ennial requirement and Kent Street elected to use the suite of surveys available through the Curtin University Effective School Improvement tool in 2017 and will continue to do so on alternate years. Students and staff completed the WHITS—What's Happening In This School or a SOCS-School Organisational Climate Survey respectively. Parents were invited to participate in a 'think tank' session with the Principal to gain insights about our strengths and areas for improvement.,

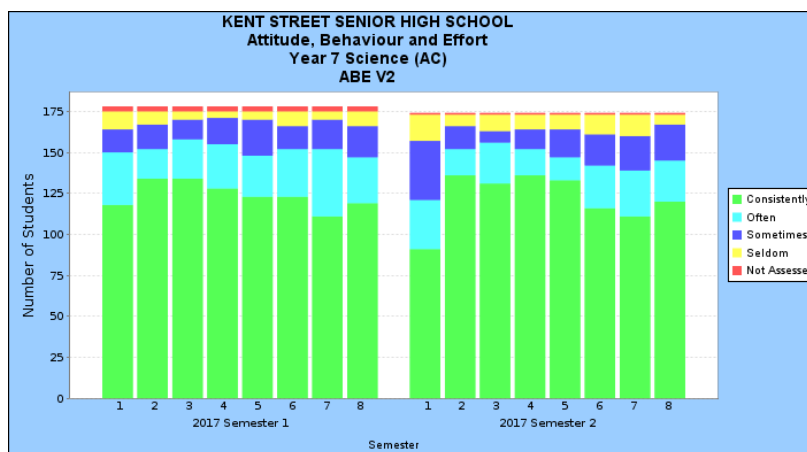
**Highlights**—Peer and school connectedness, where students feel that there is contact and friendship between students from diverse cultures and backgrounds and perceive themselves as part of the school community provided consistently high ratings. Rule clarity ranked the highest, suggesting that the school rules are clear and promote a safe environment. Similarly, staff report a high rate of job satisfaction.

**Interesting data**—Whilst there was no area that rated poorly, teacher support was not rated as high as for other areas. It is envisaged that the Classroom Climate Questionnaires where student input is sought regarding individual teacher practices will ensure that this is an area of focus in 2018. It was heartening to note that very few students considered themselves as having been victims of bullying and there was a clear understanding of where to go to gain support if it does occur.

**Targets for improvement**—Our Positive Behaviour Support matrix and associated pastoral care continues to be an area of focus as staff identify behaviour issues of a select few as impacting on the learning environment.

**Parent feedback** focussed largely on continuing to set a high standard and support with SEQTA. Training sessions on our Learning Management System specifically for parents commence in 2018.

**Teacher Judgements of Attitudes, Behaviour and Effort categories** have been reviewed and modified for 2018 so that they better reflect what we explicitly teach through our Positive Behaviour Support initiative. As the sample Year 7 Science graph shows, a vast majority of Kent Street students consistently demonstrate appropriate behaviours. Note: The red zone often refers to late enrolments to the school where it may not have been possible to provide a judgement at reporting time.

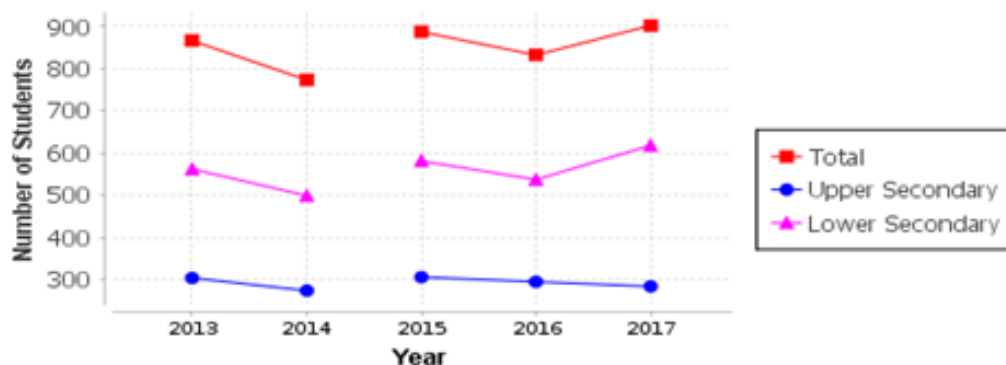


### Eight categories

1. Works to the best of his/her ability.
2. Shows self-respect.
3. Shows courtesy & respect for others.
4. Participates responsibly
5. Cooperates productively.
6. Is enthusiastic about learning.
7. Sets goals and works towards them with perseverance.
8. Shows confidence in making positive choices and decisions.

## Student Apparent Retention Rate from Year 8 to Year 12

### Semester 2 Student Numbers



	2013	2014	2015	2016	2017
Lower Secondary	562	499	581	537	618
Upper Secondary	304	274	306	295	284
Total	866	773	887	832	902

Whilst our Upper Secondary student numbers remain low, there has been a marked increase in enrolments at Year 7 thus increasing student numbers considerably. We are continuing with the promotion of the 'Kent Street corporate image' by both staff and students and actively engaging in a marketing campaign to promote the excellent opportunities offered at our school.

### Attendance Rates

	Kent Street SHS data	All WA Public Schools
2015	88.9%	87.9%
2016	87.8%	87.7%
2017	91.1%	87.8%

### Attendance Rates by Year Group

	Year 7	Year 8	Year 9	Year 10	Year 11	Year 12
2015	92%	92%	88%	84%	89%	90%
2016	94%	88%	89%	86%	86%	87%
2017	94%	92%	90%	87%	91%	91%
WA Public Schools 2017	91%	88%	87%	85%	87%	88%

We were very pleased to have reached our target of 90% overall attendance rate of non-Aboriginal students and note that this improvement is across most year groups, excepting Year 10, which is still 2% higher than all WA Public Schools. This will be a focus area for 2018.

In 2017, our Aboriginal attendance rate sat at 79.6% which is considerably above all WA Public School (66.6%) and extremely close to our target of 80%. This improvement in our attendance data is a direct result of a concerted effort across the entire school community. It should be noted that our Aboriginal student enrolments continue to climb and sat at 70 students last year. Active engagement in programs such as AIME (Aboriginal & Islander Mentoring Experience), Follow the Dream and The Aspiration Initiative is proving to be making a real difference.

**Aviation** student, Christopher Sunley, was the recipient of the Minister's Aviation Scholarship. The \$3000 prize going towards flying lessons and aviation education was presented to him by the then Minister for Education, the Honorable Peter Collier.



Certificate II Hospitality students supported Pink Stumps Day by baking 200 cupcakes as a fund raiser for the McGrath Foundation. This annual event raises considerable funds for cancer research as we welcome past cricketers back to compete.



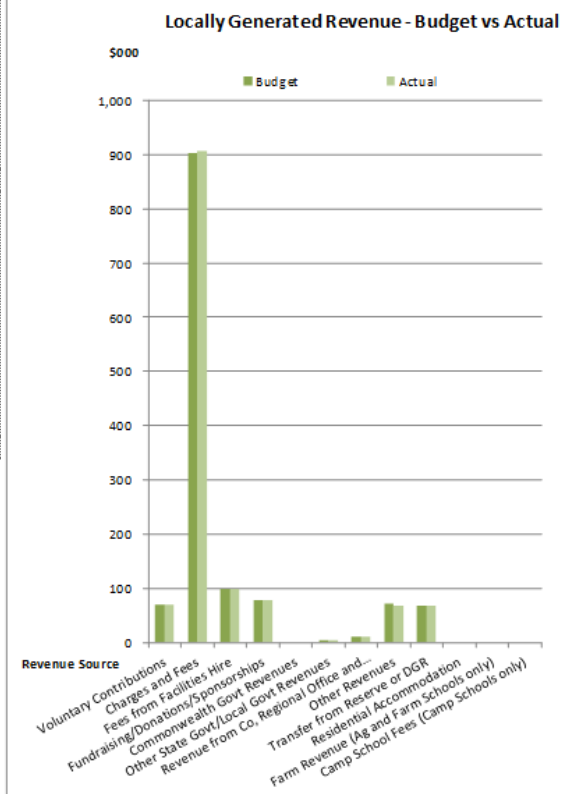
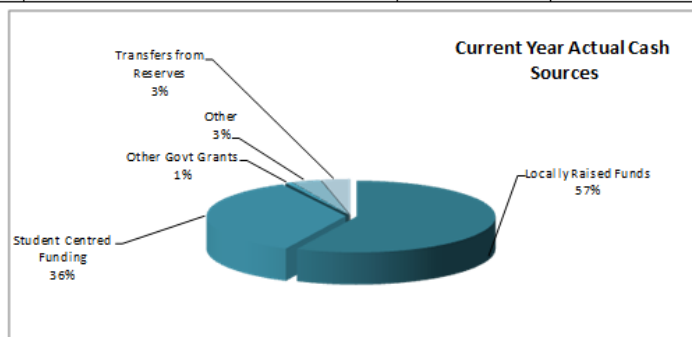
70 students took part in the Multicultural Cup at the State Netball Centre with the Year 8 team winning an impressive gold trophy for the school. The girls all demonstrated an exceptional level of effort, outstanding sportsmanship and did us proud.



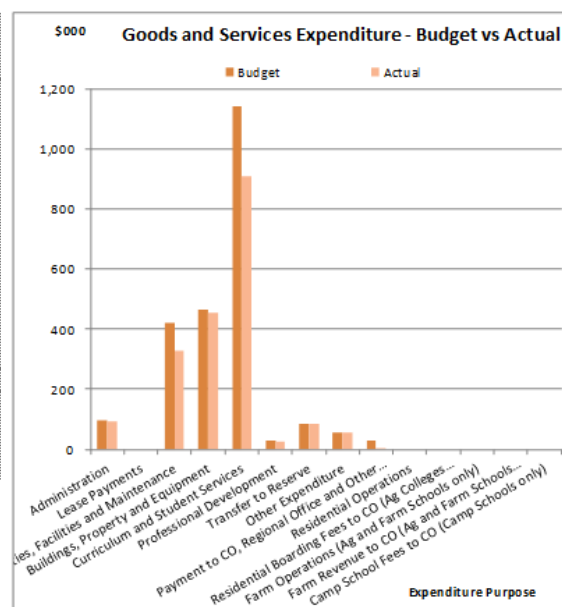
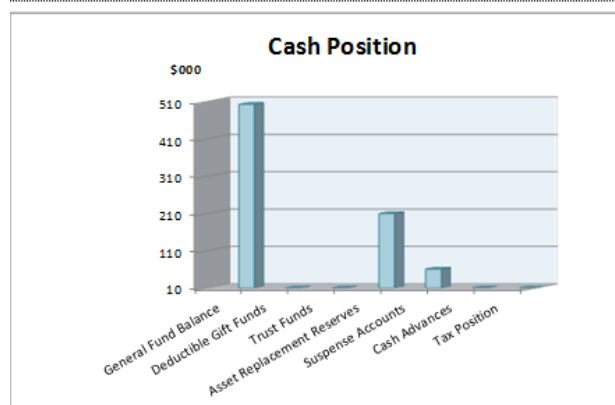


# Kent Street Senior High School Financial Summary as at 31 December 2017

Revenue - Cash & Salary Allocation	Budget	Actual
1 Voluntary Contributions	\$ 69,406.00	\$ 69,406.31
2 Charges and Fees	\$ 903,307.00	\$ 907,878.40
3 Fees from Facilities Hire	\$ 98,289.00	\$ 98,289.05
4 Fundraising/Donations/Sponsorships	\$ 78,613.00	\$ 78,612.50
5 Commonwealth Govt Revenues	\$ -	\$ -
6 Other State Govt/Local Govt Revenues	\$ 4,057.00	\$ 4,057.23
7 Revenue from Co, Regional Office and Other Schools	\$ 11,600.00	\$ 11,599.60
8 Other Revenues	\$ 72,353.00	\$ 67,780.13
9 Transfer from Reserve or DGR	\$ 68,302.00	\$ 68,302.00
10 Residential Accommodation	\$ -	\$ -
11 Farm Revenue (Ag and Farm Schools only)	\$ -	\$ -
12 Camp School Fees (Camp Schools only)	\$ -	\$ -
<b>Total Locally Raised Funds</b>	<b>\$ 1,305,927.00</b>	<b>\$ 1,305,925.22</b>
<b>Opening Balance</b>	<b>\$ 433,641.00</b>	<b>\$ 433,641.48</b>
<b>Student Centred Funding</b>	<b>\$ 717,650.00</b>	<b>\$ 717,650.24</b>
<b>Total Cash Funds Available</b>	<b>\$ 2,457,218.00</b>	<b>\$ 2,457,216.94</b>
<b>Total Salary Allocation</b>	<b>\$ 9,472,484.00</b>	<b>\$ 9,472,484.00</b>
<b>Total Funds Available</b>	<b>\$ 11,929,702.00</b>	<b>\$ 11,929,700.94</b>



Expenditure - Cash and Salary	Budget	Actual
1 Administration	\$ 94,424.28	\$ 91,845.83
2 Lease Payments	\$ -	\$ -
3 Utilities, Facilities and Maintenance	\$ 421,811.16	\$ 328,717.76
4 Buildings, Property and Equipment	\$ 463,535.00	\$ 455,862.45
5 Curriculum and Student Services	\$ 1,141,719.75	\$ 907,963.61
6 Professional Development	\$ 29,443.00	\$ 27,602.04
7 Transfer to Reserve	\$ 86,080.00	\$ 86,080.00
8 Other Expenditure	\$ 55,469.00	\$ 56,889.18
9 Payment to CO, Regional Office and Other Schools	\$ 29,431.81	\$ 136.38
10 Residential Operations	\$ -	\$ -
11 Residential Boarding Fees to CO (Ag Colleges only)	\$ -	\$ -
12 Farm Operations (Ag and Farm Schools only)	\$ -	\$ -
13 Farm Revenue to CO (Ag and Farm Schools only)	\$ -	\$ -
14 Camp School Fees to CO (Camp Schools only)	\$ -	\$ -
<b>Total Goods and Services Expenditure</b>	<b>\$ 2,321,914.00</b>	<b>\$ 1,955,097.25</b>
<b>Total Forecast Salary Expenditure</b>	<b>\$ 9,294,968.00</b>	<b>\$ 9,294,968.00</b>
<b>Total Expenditure</b>	<b>\$ 11,616,882.00</b>	<b>\$ 11,250,065.25</b>
<b>Cash Budget Variance</b>	<b>\$ 135,304.00</b>	



<b>Cash Position as at: 31 December 2017</b>	
<b>Bank Balance</b>	<b>\$ 764,102.57</b>
Made up of:	
1 General Fund Balance	\$ 502,119.69
2 Deductible Gift Funds	\$ -
3 Trust Funds	\$ -
4 Asset Replacement Reserves	\$ 209,408.85
5 Suspense Accounts	\$ 60,873.03
6 Cash Advances	\$ 200.00
7 Tax Position	\$ 8,099.00
<b>Total Bank Balance</b>	<b>\$ 764,102.57</b>